

# Yxoss SurgiGide®



Customized Solutions

marketed by

**Geistlich**

the regeneration  
experts

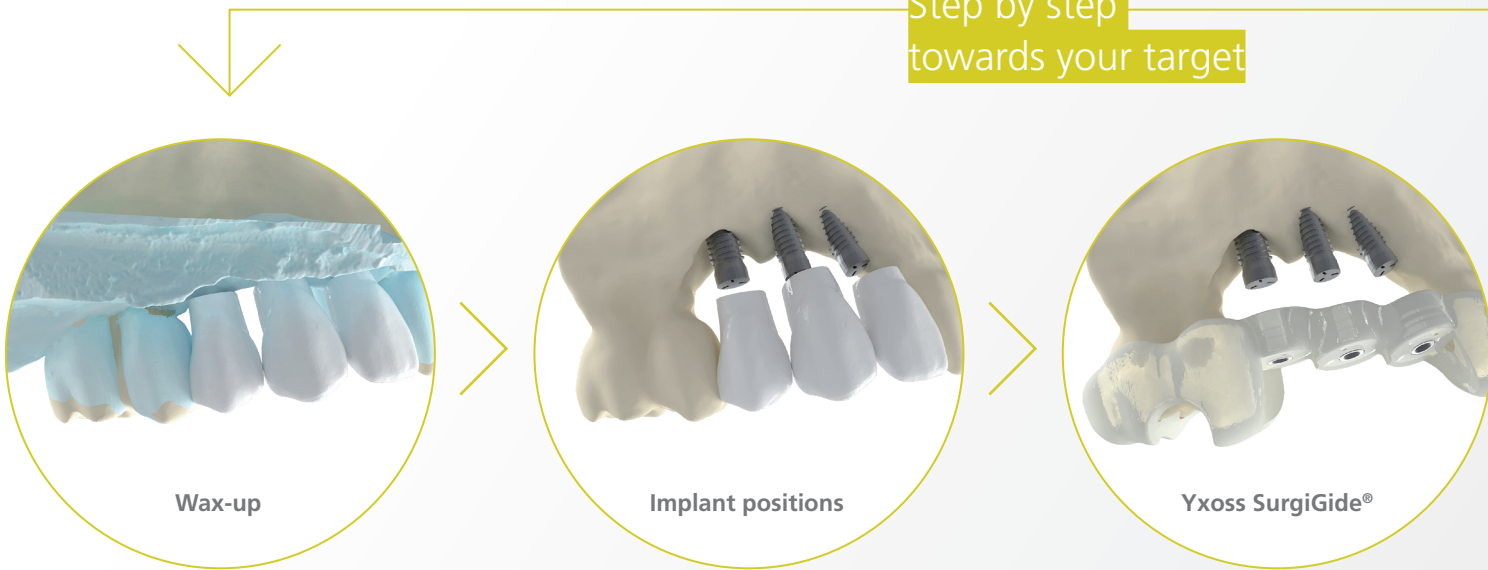
Precision for  
your construction  
masterpiece



# Backward planning at its best

The creation of unique architecture starts with a vision. In implant dentistry, it all begins with a desirable aesthetic outcome that you have in mind. Following the backward planning principle ReOss® supports you with a comprehensive digital workflow to reach your target.

**Backward planning –**  
Step by step  
towards your target



## Yxoss SurgiGide® – ReOss' new 3-D printed drilling template

### Digital

- › Tailor-made based on your patient's individual imaging data
- › No additional planning software required



### Comprehensive

- › Precise implant planning following biologic and prosthetic parameters ensuring adequate distances and optimal bone anchorage
- › High safety respecting anatomical details such as location of nerves and sinus etc.



First, we plan the ideal dental prostheses via computer-aided design using the patient's individual imaging data. Based on that the implants can be positioned and aligned in the optimal way. To ensure their solid foundation a customized bone regeneration (Yxoss CBR®) may be recommended.




Yxoss CBR® (optional)



## Versatile

Multiple case-specific variants


- › Support: Tooth, mucosa or bone
- › Guidance: Pilot (pre-drilling only)  
Partially (drilling up to implant diameter)  
Fully (implant insertion through template)
- › Optional: Support of sinus floor elevation



**Mucosa-supported**  
Yxoss SurgiGide® pilot



**Tooth-supported**  
Yxoss SurgiGide® fully



**Yxoss SurgiGide® sinus**  
for single-stage procedure

# One Order – up to three products

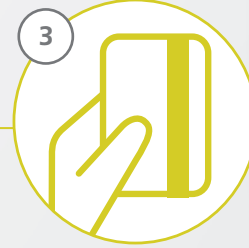
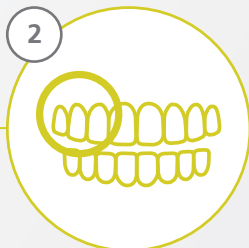
Our intuitive ordering platform MyReOss ([www.reoss.eu/myreoss](http://www.reoss.eu/myreoss)) gives you the option to receive two compatible patient-specific products and our FYxoss® screw system with just one order for your patient. Save your valuable time by letting us do the precise case planning for you. All you need to do is order and release the design.



## Log on to MyReOss

Choose whether you prefer to order

- a) Yxoss SurgiGide® alone or
- b) Yxoss CBR®, Yxoss SurgiGide®, and FYxoss® in combination



## Case specification

Implant positions, implant manufacturer, and optionally defect region, etc.

## Payment

Select among common payment methods




### Yxoss CBR®

The first customized 3-D printed bone regeneration solution for complex bone defects



### Yxoss SurgiGide®

Precise digital implant planning



### FYxoss® selftap

Self-tapping screw set for the optimal fixation of Yxoss CBR®



For general questions about product and ordering process,  
please contact your local Geistlich Biomaterials representative:  
[www.geistlich-pharma.com/mycontact](http://www.geistlich-pharma.com/mycontact)

## 3-D Design & Review

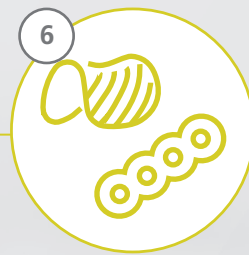
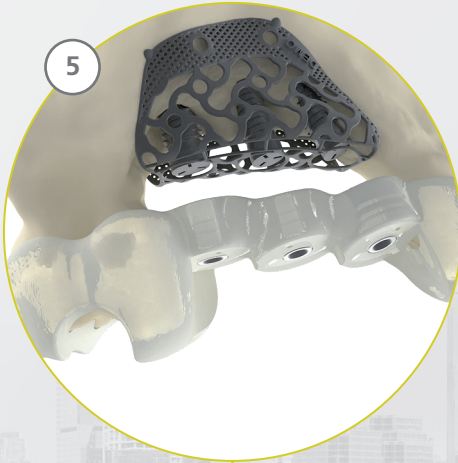
Evaluate and sign off  
patient-specific products

For specific questions about your order, case planning, 3-D design,  
and your customer account, please contact ReOss LLC:

E-mail: [contact@reoss.eu](mailto:contact@reoss.eu)

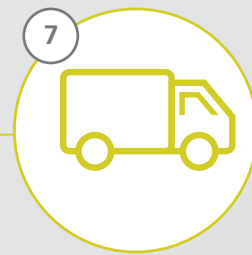
Tel. +49 711 489 660 60 / Fax +49 711 489 660 66

[www.reoss.eu](http://www.reoss.eu)



## Production

Simultaneously  
after release



## Delivery

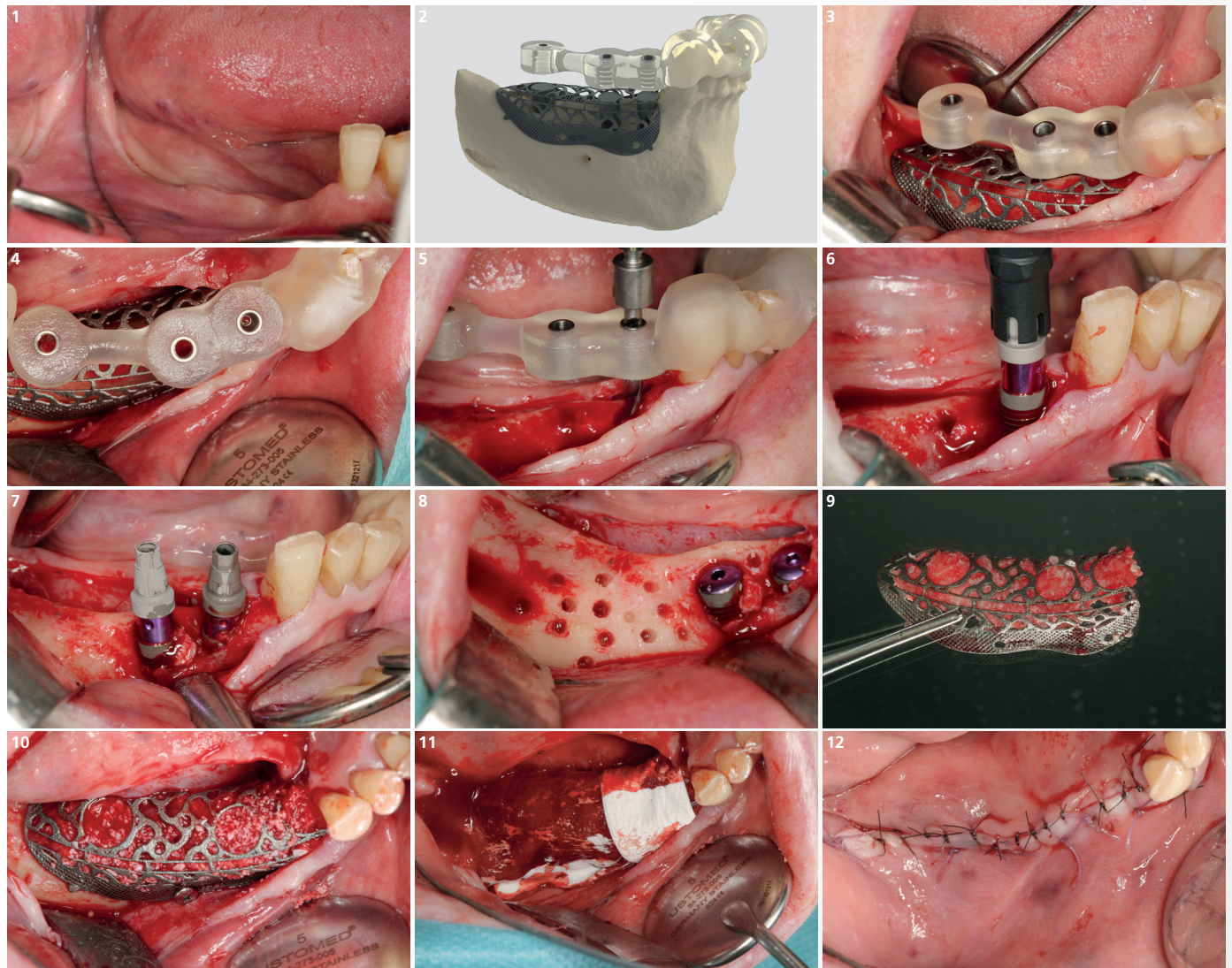
Sterilization before surgery



## Data Upload

Upload DICOM Data  
and intraoral scan or  
send situation model

# Yxoss SurgiGide® pilot combined with Yxoss CBR® protect

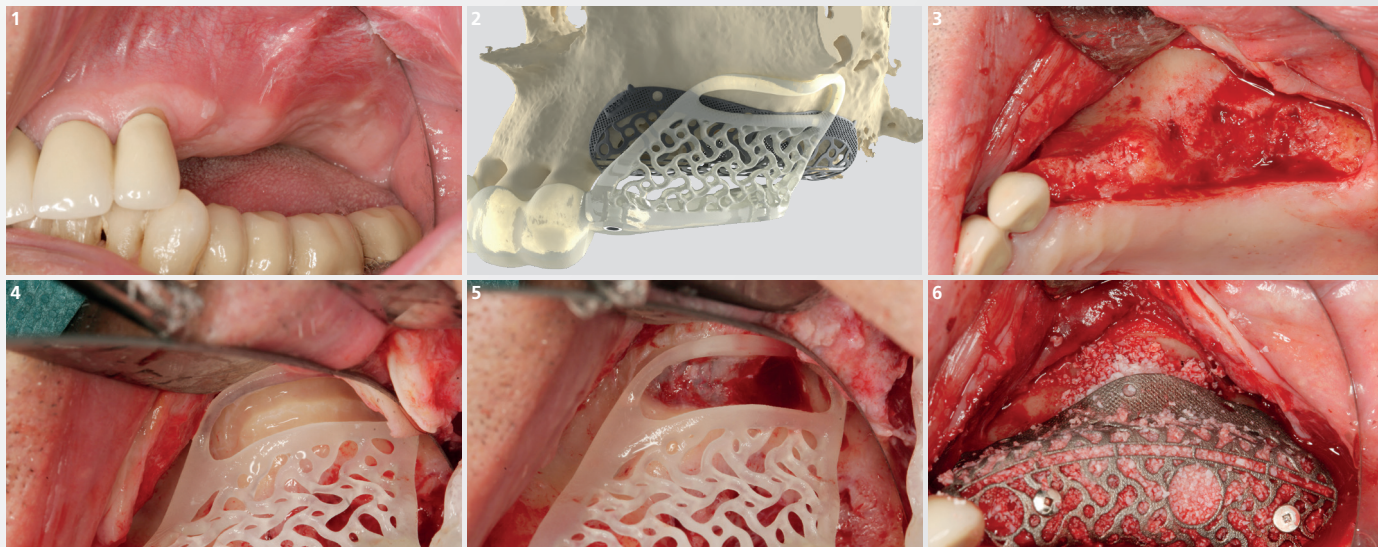


- 1 Initial clinical situation of the vertical and horizontal defect.
- 2 The 3-D design of Yxoss CBR® and Yxoss SurgiGide® is created simultaneously and aligned with each other. After verification both products can be released for production together.
- 3 Checking the fit of the Yxoss SurgiGide® in combination with Yxoss CBR®.
- 4 Perfect fit of Yxoss SurgiGide® and Yxoss CBR®. In addition to the exact implant position the implant axis is also specified.
- 5 Pilot drilling through Yxoss SurgiGide® at position 43.
- 6 After that and removal of Yxoss SurgiGide®, the first implant can be placed.
- 7 The region to be augmented with Yxoss CBR® visualized after 1-stage placement of two implants. 2-stage approach for the third implant in position 46 due to lack of bone.
- 8 Cortical perforations are performed to improve blood supply.
- 9 The Yxoss CBR® is pre-filled with a mix of autologous bone and Geistlich Bio-Oss® and placed over the implants.
- 10 The filled Yxoss CBR® in situ, fixed with a FYxoss® selftap screw.
- 11 Before closure, the defect situation is covered with a Geistlich Bio-Gide® membrane.
- 12 Using absorbable deep mattress sutures and single button sutures, the mucoperiosteal flap is closed tension-free in two layers over Yxoss CBR®.



## Case 2

# Yxoss SurgiGide® sinus combined with Yxoss CBR® protect



- 1 Initial clinical situation before sinus lift augmentation.
- 2 3-D planning of the sinus lift window, implant positions and Yxoss CBR®.
- 3 The opening is made with a crestal incision.
- 4 After that the Yxoss SurgiGide® sinus is inserted and checked for accuracy of fit. Next, the preoperatively planned ideal bone window is prepared.
- 5 Situation after ablation of the lateral sinus wall with a rotary instrument. The Schneiderian membrane is then prepared with an angled sinus lift instrument so that it can be detached.
- 6 Once the bone substitute is placed in the medial part of the maxillary sinus the Yxoss CBR® is inserted.

## Case 3

# Yxoss SurgiGide® fully (alone)



- 1 Try-in of the Yxoss SurgiGide®.
- 2 After the crestal opening incision pre-drilling is performed until the final diameter for implant placement is reached.
- 3 The selected implant is inserted into the jaw through the Yxoss SurgiGide® prepared.

All surgeries and concepts by  
Dr. Marcus Seiler MSc MSc  
(Filderstadt, Germany)



# Yxoss SurgiGide®

Easy ordering at  
[www.reoss.eu/myreoss](http://www.reoss.eu/myreoss)



Customized Solutions

## Manufacturer

ReOss® LLC  
Echterdinger Str. 57  
70794 Filderstadt  
E-mail: [contact@reoss.eu](mailto:contact@reoss.eu)  
Tel. +49 711 489 660 60  
Fax +49 711 489 660 66  
[www.reoss.eu](http://www.reoss.eu)

marketed by  
**Geistlich**  
the regeneration  
experts



**Yxoss CBR®** is an innovative solution for the regeneration of complex alveolar bone defects.

**Yxoss SurgiGide®** is a customized drilling template for precise implant placement.



## Geistlich Bio-Oss®

Stable scaffold for new bone.<sup>1,2,3,4</sup> The slow resorption of Geistlich Bio-Oss® increases the stability of the augmentation material<sup>5</sup> – the best prerequisite for long-term implant survival rates.<sup>6</sup>



## Geistlich Bio-Gide®

Stabilizes the grafted area and protects bone particles from dislocation for optimal bone regeneration.<sup>7</sup> The natural collagen structure allows homogeneous vascularization, supports tissue integration and wound stabilization.<sup>8</sup> The combination of flexibility, good adhesion, and tear resistance contribute to easy handling, in turn saving time, and simplifying the surgical procedure.<sup>9</sup>

<sup>1</sup> Orsini G et al.: J Biomed Mater Res B Appl Biomater 2005; 74 (1): 448–57. (Clinical study)

<sup>2</sup> Piattelli M et al.: Int J Oral Maxillofac Implants 1999; 14 (6): 835–40. (Clinical study)

<sup>3</sup> Sartori S et al.: Clin Implants Res 2003; 14 (3): 369–72. (Clinical study)

<sup>4</sup> Traini T et al.: J Periodontol 2007; 78 (5): 955–961. (Clinical study)

<sup>5</sup> Orsini G et al.: Oral Dis 2007; 13 (6): 586–93. (Clinical study)

<sup>6</sup> Jung RE et al.: Clin Oral Implants Res 2013; 24 (10): 1065–73. (Clinical study)

<sup>7</sup> Perelman-Karmon M et al.: Int J Periodontics Restorative Dent 2012; 32 (4): 459–65. (Clinical study)

<sup>8</sup> Rothamel D et al.: Clin Oral Implants Res 2005; 16 (3): 369–378. (Pre-clinical study)

<sup>9</sup> Data on File. Geistlich Pharma AG, Wolhusen, Switzerland.



For more information, please visit:

[www.reoss.eu](http://www.reoss.eu)

[www.geistlich-pharma.com](http://www.geistlich-pharma.com)

Not all products presented here are registered and approved for sale and usage in all countries or regions by the relevant authorities.

Geistlich Bio-Oss® and Geistlich Bio-Gide® manufactured by Geistlich Pharma AG, Wolhusen, Switzerland